



Using Your Phone as a Camera

Mimosa Shah

Adult Program Coordinator

June 18, 2019

Overview

- Camera Basics
- Techniques
- Activity
- Resources

Mystery

World








Photography Techniques

- Rule of Thirds
- Lighting
- Zoom










Lighting


- Angles
- Natural vs. Artificial
- Adjusting Brightness













Zoom vs. Close Up

- Moving body closer vs. digital zoom
- Limitations of Zoom












Experimenting

- 365 Challenge
- Apps for Editing & Sharing











Applications on Your Device

- Editing
 - Snapseed
- Sharing
 - Instagram
 - Flickr




Editing Your Photos

- Activity
 - Choose a photo from our earlier quick photoshoot activity.
 - Either download Snapseed to edit your photo or use your phone's built in software to play around with filters, lighting, and temperature of the image.



Resources

- Lynda.com
- Books
 - Understanding Composition: The Complete Photographer's Guide
 - Creative Photography Lab: 52 Fun Exercises for Developing Self Expression With your Camera
 - The Enthusiast's Guide to iPhone Photography: 63 Photography Principles You Need to Know



Thank You

Want a copy of this presentation?
Visit www.skokiellibrary.info/handouts
where this presentation will be available
for four weeks.

