

STORYTIME AT HOME





Enjoy storytime at home! It's easy and fun and it helps your little ones practice skills that will get them ready to learn to read.



Read and Talk

Head over to Hoopla digital to check out some of these titles about families, all available with your library card:

- *Baby Play* by Skye Silver <https://bit.ly/2XQ5DGH>
- *Gemma & Gus* by <https://bit.ly/2yxwOex>
- *Little You* by Richard Van Camp <https://bit.ly/3ezBnFP>
- *Owl Babies* by Martin Waddell <https://bit.ly/2XP1d2D>



It doesn't matter whether you read it or just look at it and talk about the pictures in the book (or just part of it). Enjoy this special time with your little one in your lap.

Need a library card? Apply for one here! <https://bit.ly/2VJnrxV>

Sing and Dance

Five Little Ducks

Five little ducks went out to play,
Over the hill and far away.
Mama duck said, "quack, quack, quack, quack,"
But only four little ducks came running back.

Repeat this verse with one fewer duck until you end with "no little duck came running back."

Sad Mama duck went out to play,
Over the hill and far away.
Mama duck said, "quack, quack, quack, quack,"
And all little ducks came running back.

Maybe next time Papa duck takes the ducklings out, or Grandma duck?

Let's dance!

If you're in the mood for some dancing, dance to your favorite song or try this tune (<https://bit.ly/3aqrAPb>):

Mama's (or Daddy's...) little ____ (your baby's name) loves dancing, dancing,
Mama's little baby loves turning around.
Mama's little baby loves dancing, dancing,
Mama's little baby loves to boogie on down.
Lean to the left, lean to the right,
Hug that baby nice and tight.
Lean to the left, lean to the right,
Hug that baby nice and tight.

Try a bouncy rhyme

Turn your baby over on your lap for this traditional rhyme so they can see your facial expressions (<https://bit.ly/3eGoQ3l>).

She'll be coming around the mountain when she comes--yeehaw! [lift baby up]
She'll be coming around the mountain when she comes--yeehaw! [lift baby up]
She'll be coming, she'll be coming, she'll be coming, she'll be coming
She'll be coming around the mountain when she comes--yeehaw! [lift baby up]

Repeat the rhyme with these verses:

- She'll be riding six white horses, when she comes--whoa, there! [lean baby to side]
- We'll all go out to meet her when she comes [give baby kisses]
- We'll all have chicken and dumplings when she comes--yum, yum! [stroke baby's tummy]

Play and Write

How about some finger painting? Finger paints are easy to make with just water, flour, and either food coloring or liquid watercolors.

With a ratio of 1 part flour to 2 parts water, add water and flour to a pot and heat it until a thick paste forms. Don't worry if it starts off a bit lumpy. Take it off the heat and add just enough cold water until it has reached your desired consistency. Separate it into little containers and add your desired colors.

Enjoy this messy sensory experience that also strengthens your little ones' finger muscles. It's a fun activity to take outside!