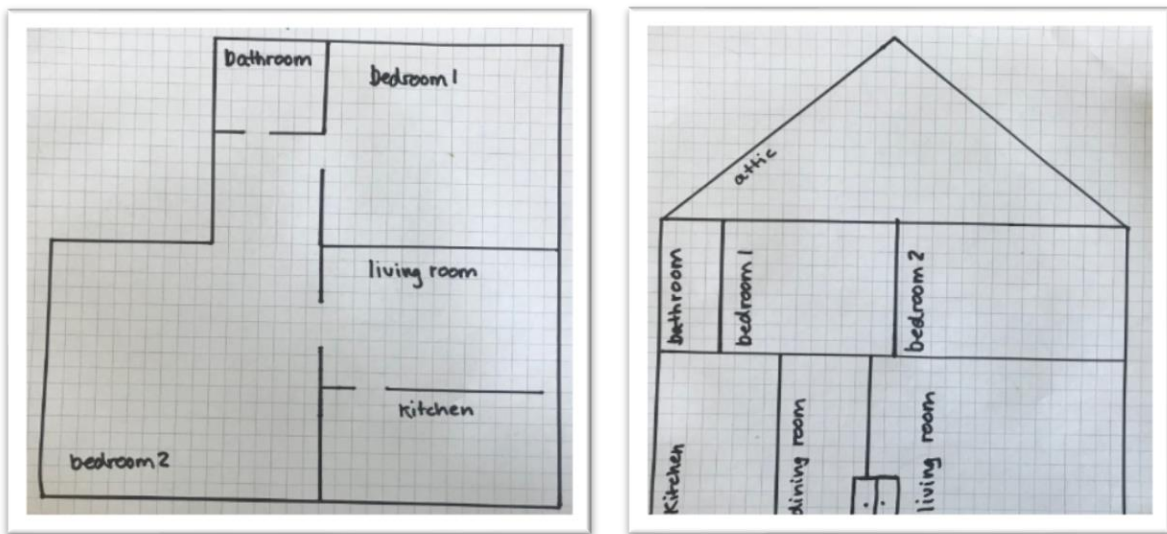


# Toy Census

A census is a count of everyone who lives in a home. You can do a census count of your favorite toys.

## Step 1

Together with your grown up, draw a simple picture or map of your home and label each room.



## Step 2

Decide which toys you want to count. You could count:



Teddy bears



Trucks



Baby dolls

# Toy Census

## Step 3

Draw a picture or write each toy to be counted. Take your house image from room to room and count the toys in that room. Write down how many you have of each toy per room.

A hand-drawn floor plan on graph paper, divided into several rooms. The rooms and their toy counts are as follows:














Room	Teddy bears	Baby dolls	Trucks
Kitchen	0	0	1
dining room	1	1	3
living room	0	1	5
bathroom			
bedroom 1	10	1	2
bedroom 2	2	0	1

# Toy Census

## Step 4

Investigate the different ways to count your toys.


*Where do the most teddy bears live?*

kitchen	bathroom	bedroom 1	bedroom 2	dining room	attic
					
					
					
					
					
					
					
					
					
					

# Toy Census

What toy do you have the most of?

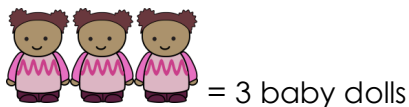
Teddy bears:








Trucks:



Baby dolls:



What toys live in the dining room?

Teddy bears	Baby dolls	Trucks
		
		
		

# Toy Census

## Want to explore more census activities?

Find more census ideas and activities for preschoolers from the United States Census Bureau:  
<https://bit.ly/2UEpfvb>.