

# Week of the Young Child: Artsy Thursday

Think, problem solve, create! Children develop creativity, and social and fine motor skills when they engage in open-ended art projects that encourage them to imagine, make choices, and create with their hands. Let's celebrate inventive art making!



## Create your own *new planet*

What's a great way to celebrate this week's solar eclipse? By creating your very own new planet, of course! Will your planet have rings like Saturn? A giant spot like Jupiter? Oceans like Earth? Polka dots? Stripes? A smile? Use your imagination—anything is possible.


1. Gather your materials:
  - Paper plate
  - Markers and/or crayons
  - Pompons, foam shapes, or other materials to decorate your planet
  - Glue stick
  - Piece of construction paper



2. Color the paper plate and add decorations.
3. Glue your decorated plate onto a piece of construction paper.
4. Think up a cool name for your planet and write it on the paper (little ones who cannot yet create legible letters can "write" the name and parents can transcribe). Write your planet's name, and anything else about your planet, in any language(s).

## Let's Read

Open-ended, messy art activities develop your child's creativity, imagination, and problem-solving skills while providing opportunities to explore color and learn about shapes. You can turn almost anything into an art project! Get inspired as you enjoy these fun books together.



**Drawn Together** by Minh Lê

[Picture Book All About Me/My Family LE](#)




**Maybe Something Beautiful: How Art Transformed a Neighborhood**  
by Isabel F. Campoy

[Picture Book All About Me My Community CAM](#)




**Mix It Up** by Hervé Tullet

[Kids Board Book TUL](#)



**Mouse Paint** by Ellen Stoll Walsh

[Picture Books Concepts/Colors WAL](#)



**Play with Art**

[Kids Nonfiction 702.8 \(Easy\)](#)